

SportLine

520 SL - 480 SL - 440 SL

Standard Features







Built-in side console, * Built-in Large rear sundeck & rear seat (520 SL) * built-in double driving seat (440SL & 480 SL) * Built in console front seat * Bow locker storage * Fiberglass bow step with roller * Small tube steps with cleat * Full boat cushions * Swimming platforms * Electric bilge pump with electric panel * Full size sundeck * Navigation Lights

Extra Options

*Fuel tank package 42 Liter (480 & 440) *Fuel tank package 75 Liter (520) *Stainless steel roll bar * Fresh water shower system * Stainless steel bimini top * Boat Cover * Bow table * S.S.Ladder * Hydraulic piston for hatch * Foam teak packages * Fishing rod holders * Battery switch * Deck led lights * Mechanical or Hydraulic steering system

The Sporty Elegance

520 SL

					Shaft	HP _{max}	 max
5.20 m	2.25 m	55 cm	10	5	L	100	75 LT



480 SL



4.80 m



2.25 m



55 cm



9



5

Shaft

L

HP_{max}

90

max

65 LT

440 SL



4.40 m



2.00 m



50 cm



7



4

Shaft

L

HP_{max}

40

max

42 LT

